
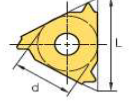


Threading holder code system

HE TH R 100 (N) - 11 (C)

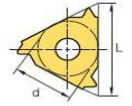

1 Holder type 2 Name 3 Hand of insert 4 Height of shank 5 Shim 6 Insert size (inch) 7 Clamping system

<p>1 Holder type HE TH R 100 (N) - 11 (C)</p> <p>HE: For External HI: For Internal</p>	<p>4 Height of shank HE TH R 100 (N) - 11 (C)</p>  <p>031: 0.31 0375: 0.375 050: 0.50 0625: 0.625 075: 0.75 100: 1.00 125: 1.25 150: 1.50 200: 2.00 250: 2.50</p> <p>*Refer to the specification for shank diameter information</p>	<p>6 Insert size (inch) HE TH R 100 (N) - 11 (C)</p> <p>11: IC = 1/4 16: IC = 3/8 22: IC = 1/2 27: IC = 5/8</p> 
<p>2 Name HE TH R 100 (N) - 11 (C)</p> <p>TH: Holder</p>	<p>5 Shim HE TH R 100 (N) - 11 (C)</p> <p>No code: Shim required N: No shim required</p>	<p>7 Clamping system HE TH R 100 (N) - 11 (C)</p> <p>No code: Screw on system C: Clamp on system</p>
<p>3 Hand of insert HE TH R 100 (N) - 11 (C)</p> <p>R: Right handed L: Left handed</p>		

Threading insert code system

E R M 16 - 1.5 ISO

1 Insert type 2 Hand of insert 3 Chip breaker 4 Insert size (inch) 5 Pitch 6 Type

<p>1 Insert type E R M 16 - 1.5 ISO</p> <p>E: External thread I: Internal thread</p>	<p>4 Insert size (inch) E R M 16 - 1.5 ISO</p> <p>11: IC = 1/4 16: IC = 3/8 22: IC = 1/2 27: IC = 5/8</p> 	<p>6 Type E R M 16 - 1.5 ISO</p> <p>Partial profile 60° Partial Profile 55° ISO Metric (Full Profile) American UN (Full Profile) UN, UNC, UNF, UNEF Whitworth (Full Profile) BSW, BSF, BSP British Standard Pipe thread (Full Profile) BSPT National Pipe Thread (Full Profile) NPT National Pipe Threads-Dryseal (Full Profile) NPTF Round DIN 405 Trapez DIN 103 American ACME Stub ACME UNJ American Buttress British Buttress Metric Buttress-Sagengewinde API API Buttress Casing API Round Casing & Tubing EL-Extreme Line</p>																												
<p>2 Hand of insert E R M 16 - 1.5 ISO</p> <p>R: Right handed L: Left handed</p>	<p>Insert Shape</p>  <p>< ER/IR > < ERM/IRM ></p>																													
<p>3 Chip breaker E R M 16 - 1.5 ISO</p> <p>M: With Chip Breaker</p>	<p>5 Pitch E R M 16 - 1.5 ISO</p> <table border="1"> <thead> <tr> <th colspan="2">Full profile</th> <th colspan="2">Partial profile</th> </tr> <tr> <th>mm</th> <th>tpi</th> <th>mm</th> <th>tpi</th> </tr> </thead> <tbody> <tr> <td>0.35-6.0</td> <td>72-3</td> <td>A 0.5-1.5</td> <td>48-16</td> </tr> <tr> <td></td> <td></td> <td>AG 0.5-3.0</td> <td>48-8</td> </tr> <tr> <td></td> <td></td> <td>G 1.75-3.0</td> <td>14-8</td> </tr> <tr> <td></td> <td></td> <td>N 3.5-5.0</td> <td>7-5</td> </tr> <tr> <td></td> <td></td> <td>Q 5.5-6.0</td> <td>4.5-4</td> </tr> </tbody> </table>	Full profile		Partial profile		mm	tpi	mm	tpi	0.35-6.0	72-3	A 0.5-1.5	48-16			AG 0.5-3.0	48-8			G 1.75-3.0	14-8			N 3.5-5.0	7-5			Q 5.5-6.0	4.5-4	
Full profile		Partial profile																												
mm	tpi	mm	tpi																											
0.35-6.0	72-3	A 0.5-1.5	48-16																											
		AG 0.5-3.0	48-8																											
		G 1.75-3.0	14-8																											
		N 3.5-5.0	7-5																											
		Q 5.5-6.0	4.5-4																											