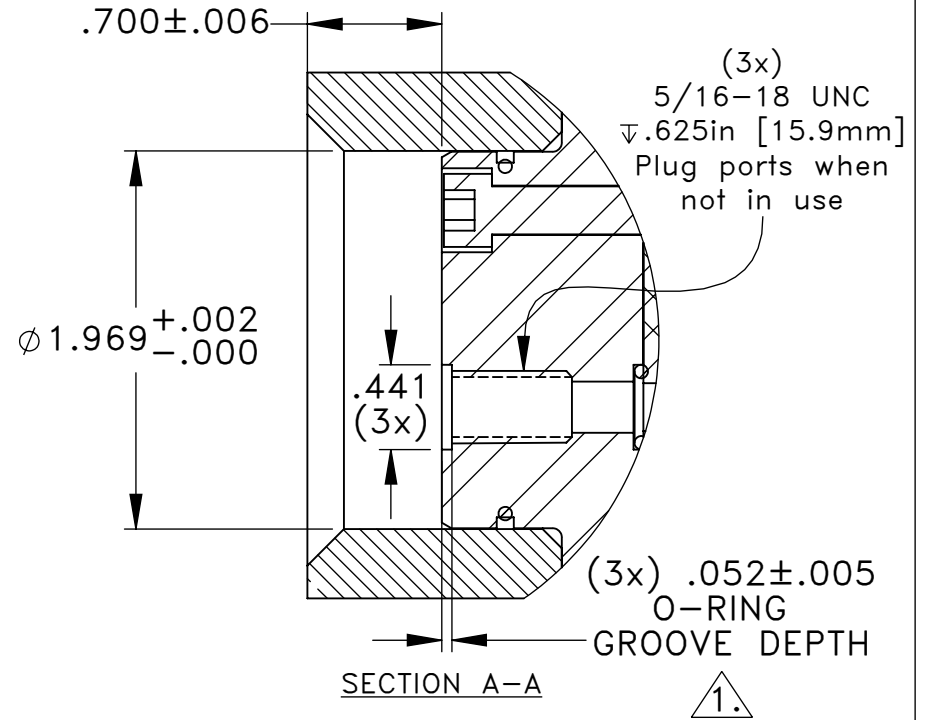
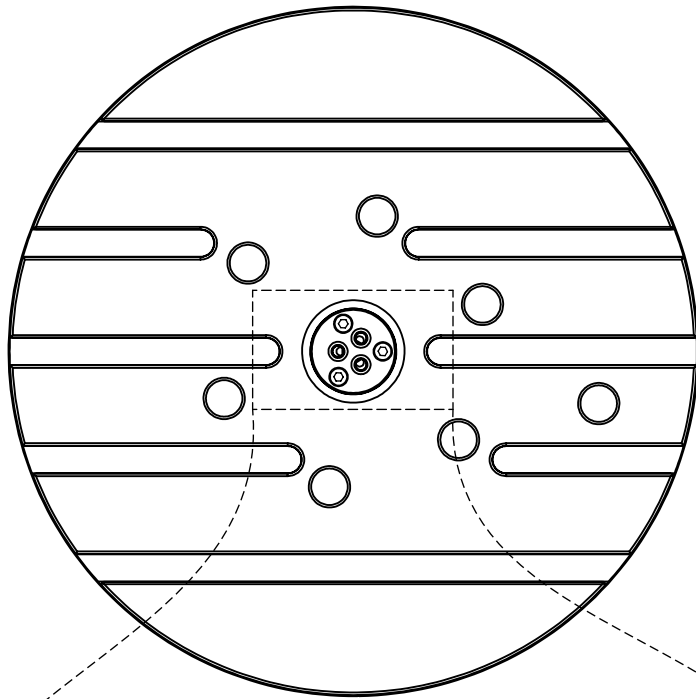
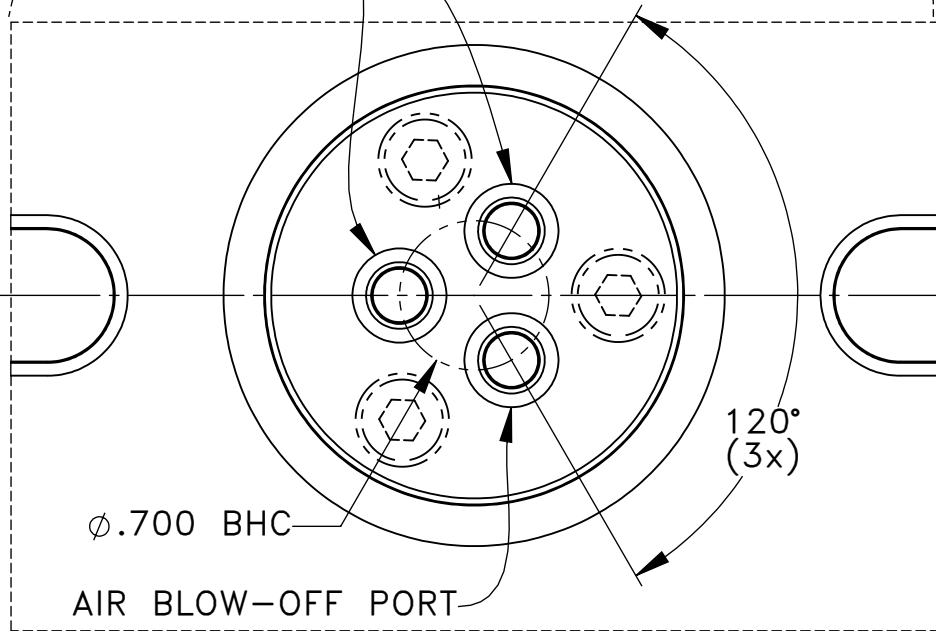


7
6
5
4
3
2
1



ENERGIZING PORTS



Dimensions apply to UMC 500, 750, 1000, 1250, 1500-DUO, and "SS" machines

See solid model for all dimensions not specified.

Instructions - Mate rotary union platter assembly concentric/coincident/parallel to the original platter in the model noting the orientation of the ports such that they match the drawing. Suppress platters that are not needed

NOTES: UNLESS OTHERWISE SPECIFIED

$\triangle 1.$ O-RING: 2-011 NITIRLE 70A

INCH UNITS UNLESS OTHERWISE SPECIFIED
 X/X ± 0.06 , X.X ± 0.06 , X.XX ± 0.02 , X.XXX ± 0.005
 ANGLES $\pm 1^\circ$, X.XXX DIAMETERS C S 0.005
 NPT $\pm 1/2$ TURN TO GAGE

SHEET 1 OF 1

 HAAS AUTOMATION, INC.

UMC Rotary Union

Date 2021-03

A B C D E F G H J